
3A

Information

Professional Practices Committee

Division of Professional Practices Workload Report

Executive Summary: This agenda item provides a report on the Division of Professional Practices' current workload.

Recommended Action: For Information only

Presenter: Rachel Grizzaffi, Director, Division of Professional Practices

Division of Professional Practices Workload Report

Introduction

Updates on the Commission's Division of Professional Practices (DPP) workload are presented to the Commission to provide insight into the scope and level of work in the area of educator discipline. This report covers the period of August to October of 2023 in comparison to the same period last year.

Background

The Commission's dashboards report on six key measurements in line-graph form, showing both current year numbers as well as prior year numbers for comparison purposes.

The "Total Cases" are the number of open cases within DPP, including cases in the Intake Unit, before the Committee of Credentials (Committee), pending before the Commission, and pending an administrative hearing. At the end of October, DPPs caseload decreased slightly, and ended with 2,932. With the current increase in application submissions, the data is trending toward a steady increase of workload in DPP.

"Cases Opened" are new cases opened during the month, from all sources, including criminal arrest notices, district reports, affidavits, and educators who self-report misconduct. In October, staff opened 288 cases, below the normal range of 400-500 cases opened each month.

The "Initial Review" and "Formal Review" charts reflect the number of cases reviewed by the Committee at its normal three-day meeting each month. This two-step review process is required by statute. The Initial Review cases totaled 88 in October. DPP expects to reach and sustain the goal of 90 initial review cases per month for the second half of fiscal year 2023-24.

"Cases Closed" is the number of matters closed by Commission action, Committee action or closed by staff where the Commission has given formal delegation of authority (i.e., single alcohol offenses that do not involve schools, minors, or publicity). In October, 357 cases were closed, which was slightly below the normal monthly range of 400-500.

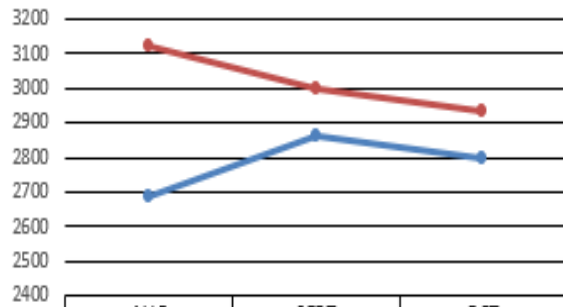
"AG Cases" refers to cases in which an educator requests an administrative hearing to challenge the recommendation for discipline made by the Committee. An administrative hearing is an evidentiary proceeding where an administrative law judge hears and rules on the evidence. The Commission is represented in these hearings by the Office of the Attorney General (AG). The number of cases where the AG is representing the Commission is shown in the last graph. The number of cases currently at the administrative hearing stage is 171.

Next Steps

DPP is committed to work that is critical to public service and the Commission's mission. DPP continues to maintain a steady case production, while at the same time ensuring quality case preparation for the Committee.

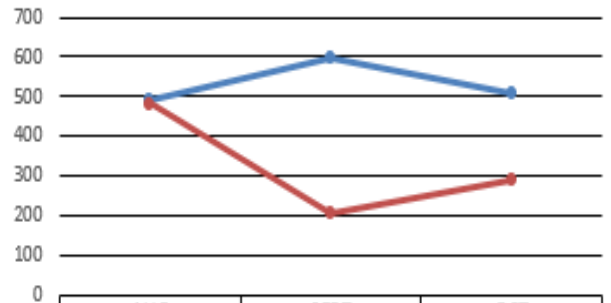
DPP Monthly Dashboard Reports

Total Cases



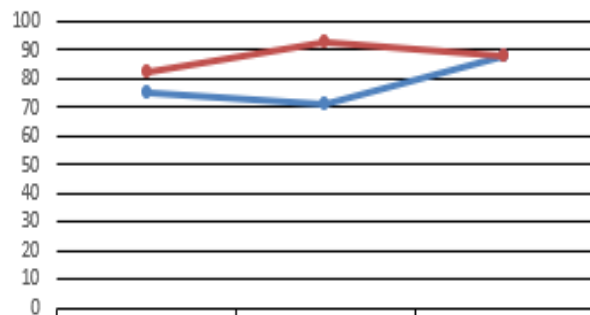
	AUG	SEPT	OCT
2022-23	2689	2860	2794
2023-24	3119	3001	2932

Cases Opened



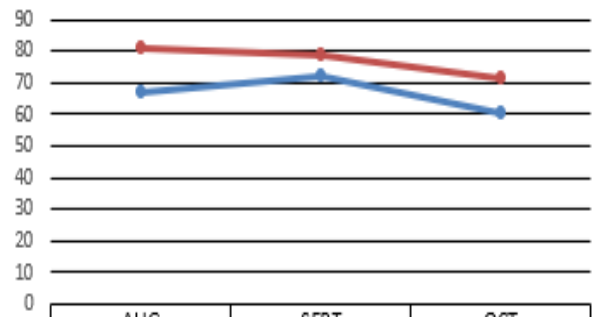
	AUG	SEPT	OCT
2022	488	597	505
2023	482	203	288

Initial Review Cases



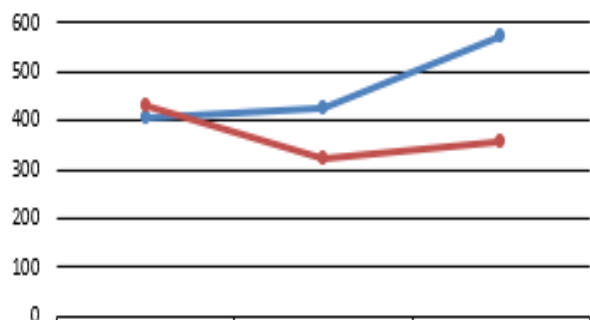
	AUG	SEPT	OCT
2022	75	71	88
2023	82	93	88

Formal Review Cases



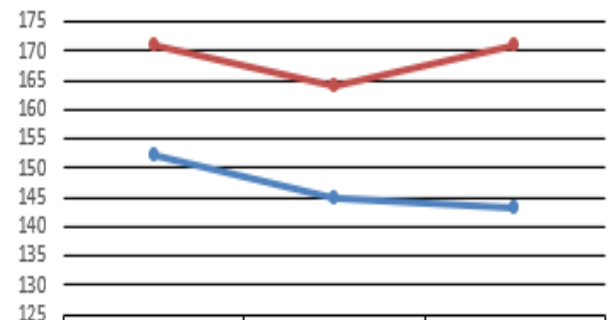
	AUG	SEPT	OCT
2022	67	72	60
2023	81	79	71

Cases Closed



	AUG	SEPT	OCT
2022	404	427	571
2023	430	321	357

Attorney General Cases



	AUG	SEPT	OCT
2022	152	145	143
2023	171	164	171