

Teacher Supply in California, 2023-24

A Report to the Legislature

PHI PHI LAU, RESEARCH DATA SPECIALIST
PROFESSIONAL SERVICES DIVISION
APRIL 10, 2025



➤ Background – What is the Teacher Supply Report?

Teacher Supply annual reporting came out of Assembly Bill 471

Ed Code 44225.6 requires that the Commission report on number of teachers who received teaching documents

Teaching documents include Multiple Subject, Single Subject, and Education Specialist credentials, permits and waivers

Selected findings from the 2023-24 report:

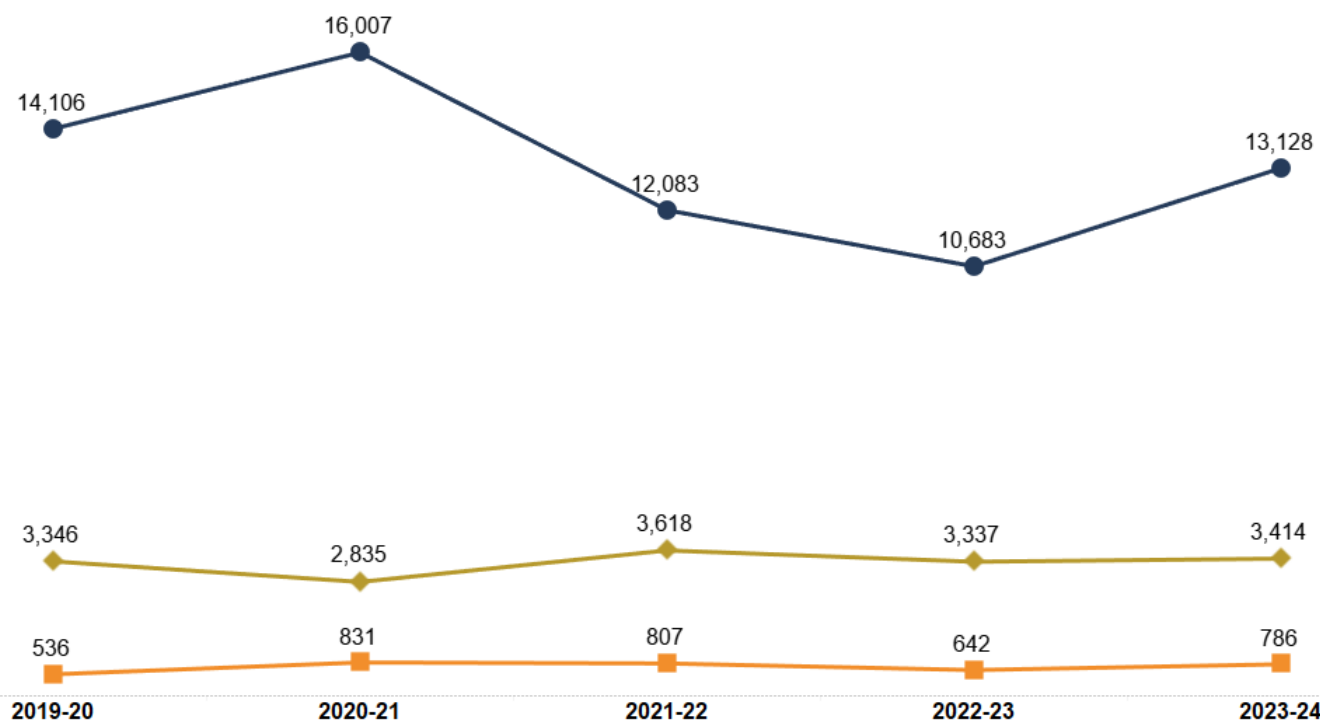
New Teaching Credentials Issued by Preparation in the Last 5 Years

- Total New Credentials Issued by Preparation
- Percent of Total New Teaching Credentials Issued by Preparation

	2019-20	2020-21	2021-22	2022-23	2023-24
Total	17,988	19,673	16,508	14,662	17,328
Percent Change From Prior Year		9.4%	-16.1%	-11.2%	18.2%

Color Legend for Percent Change From Prior Year

-18.2% 18.2%



Color Legend for Preparation Pathway

- California IHE-Prepared
- California LEA-Prepared
- Out-of-State/Country Prepared

Shape Legend for Preparation Pathway

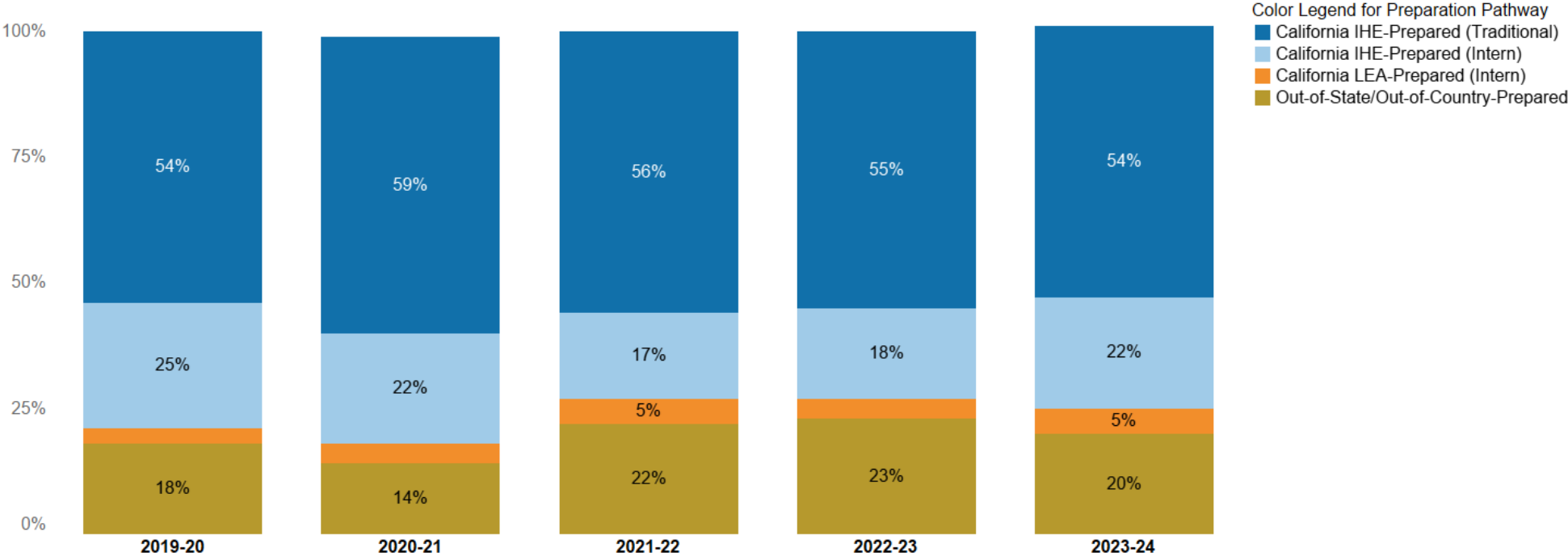
- California IHE-Prepared
- California LEA-Prepared
- Out-of-State/Country Prepared

Sources:
 Agenda Item page 6, Table 1b
 California Educator Supply webpage: <https://www.ctc.ca.gov/commission/reports/data/edu-supl-landing>

Selected findings from the 2023-24 report: New Teaching Credentials Issued by Preparation in the Last 5 Years

- ☐ Total New Credentials Issued by Preparation
- ☒ Percent of Total New Teaching Credentials Issued by Preparation

	2019-20	2020-21	2021-22	2022-23	2023-24	Color Legend for Percent Change From Prior Year
Total	17,988	19,673	16,508	14,662	17,328	
Percent Change From Prior Year		9.4%	-16.1%	-11.2%	18.2%	-18.2% 18.2%



Source:
 Agenda Item page 10, Table 3b


Selected findings from the 2023-24 report:

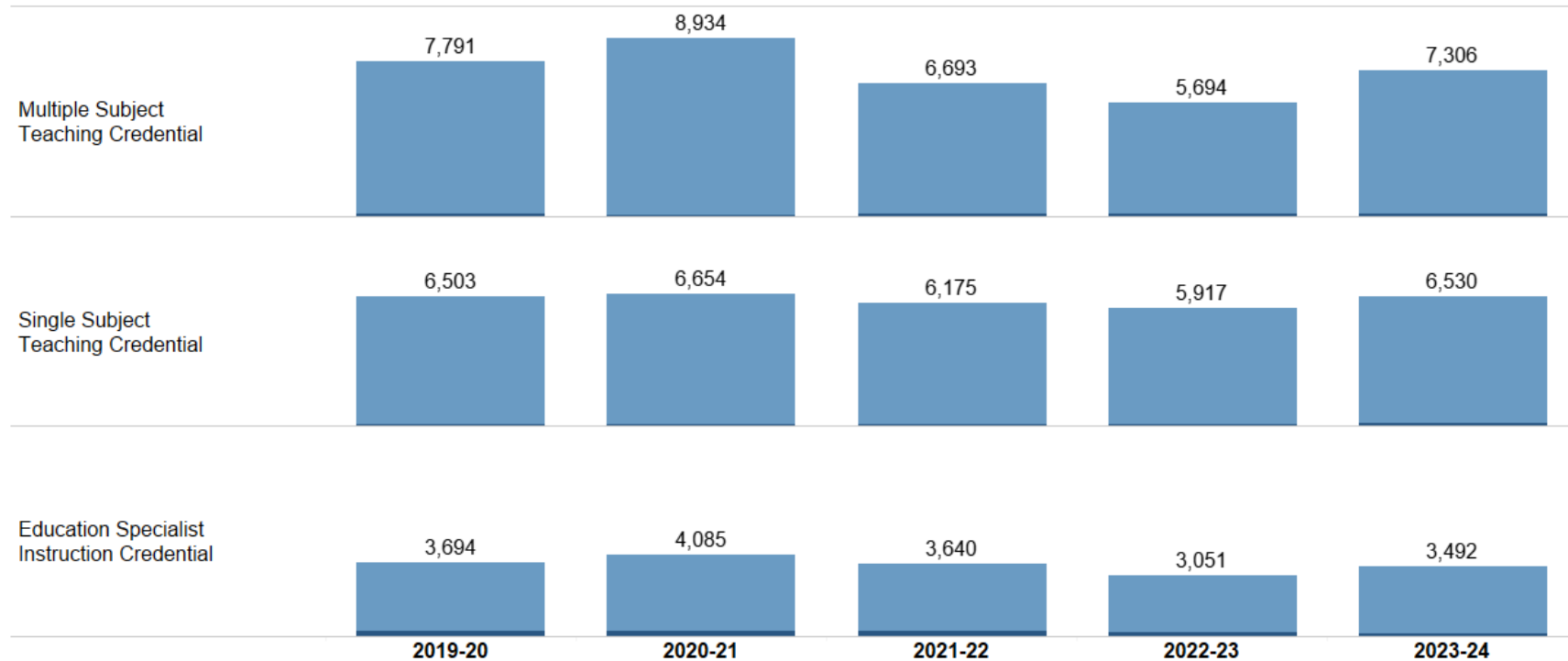
New Teaching Credentials Issued by Credential Name in the Last 5 Years

- ☒ Total New Credentials Issued by Credential Name
- ☐ Percent of Total New Credentials Issued by Credential Name


	2019-20	2020-21	2021-22	2022-23	2023-24
Total	17,988	19,673	16,508	14,662	17,328
Percent Change From Prior Year		9.4%	-16.1%	-11.2%	18.2%


Color Legend for Percent Change From Prior Year

-18.2%  18.2%



Color Legend for Credential Type

 Preliminary

 Clear

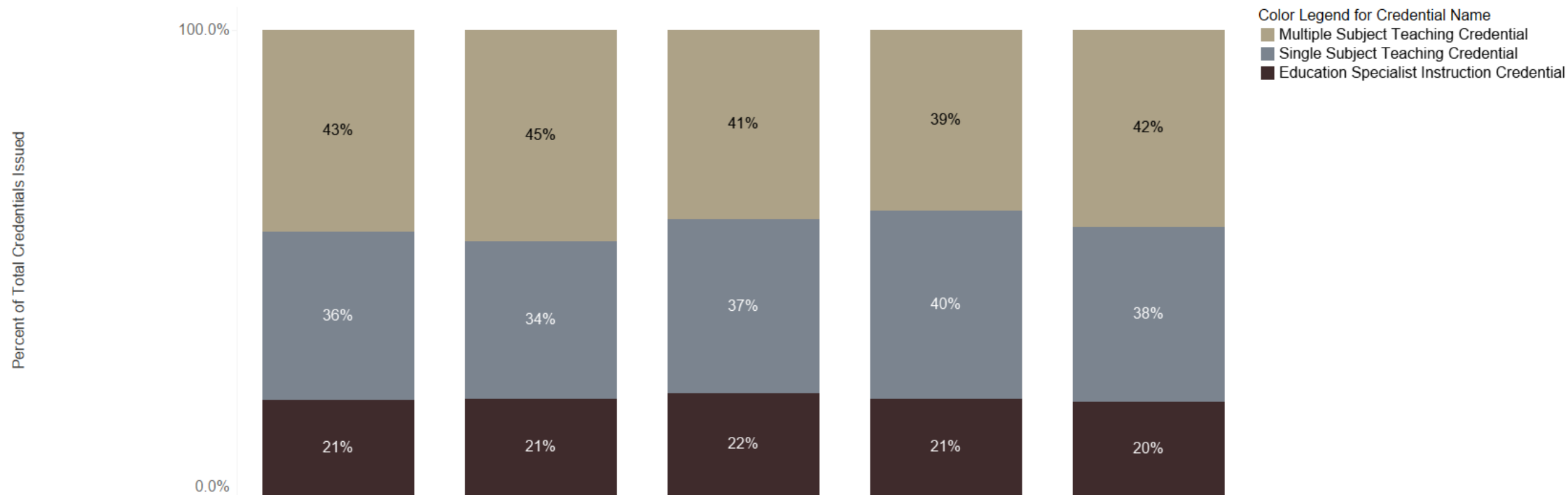
Sources:
 Agenda Item page 8, Table 2a
 Teaching Supply: Credentials webpage: <https://www.ctc.ca.gov/commission/reports/data/edu-supl-creds>

Selected findings from the 2023-24 report:

New Teaching Credentials Issued by Credential Name in the Last 5 Years

- ☐ Total New Credentials Issued by Credential Name
- ☒ Percent of Total New Credentials Issued by Credential Name

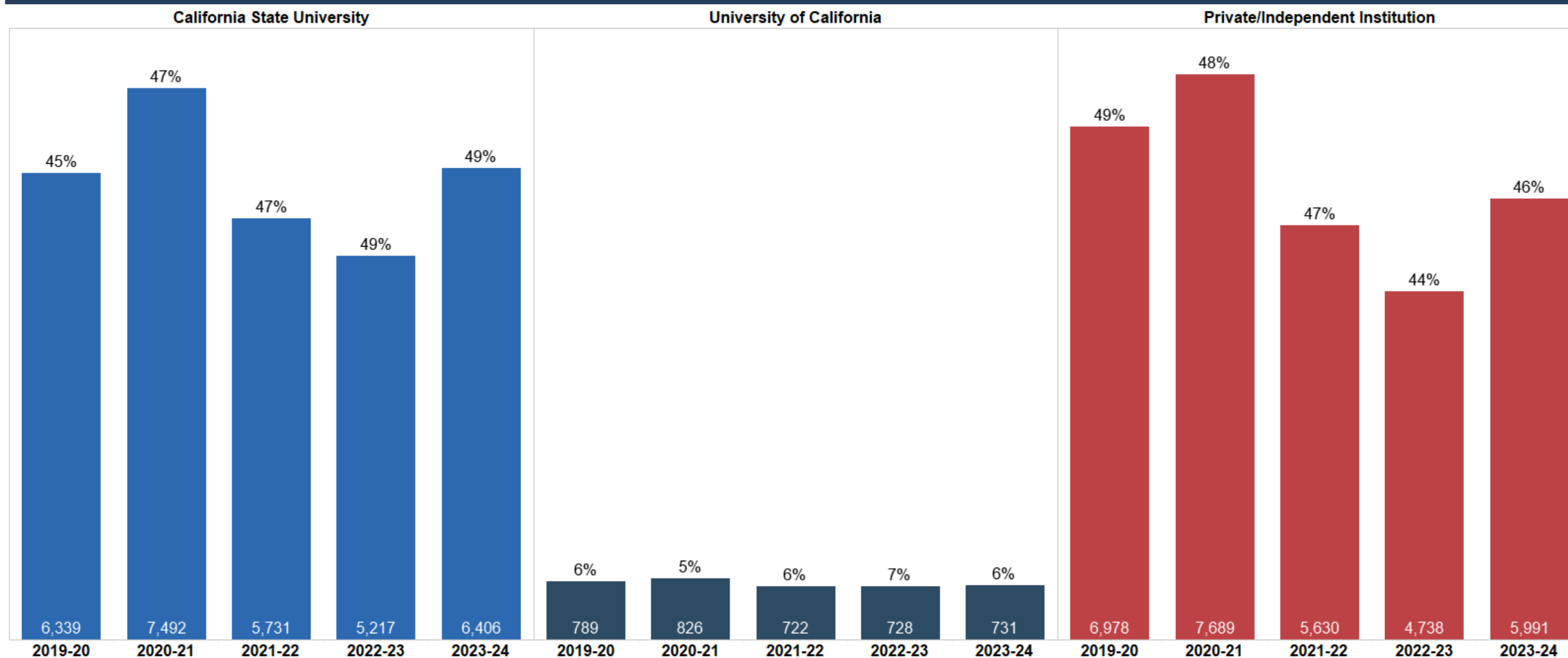
	2019-20	2020-21	2021-22	2022-23	2023-24	Color Legend for Percent Change From Prior Year
Total	17,988	19,673	16,508	14,662	17,328	
Percent Change From Prior Year		9.4%	-16.1%	-11.2%	18.2%	-18.2% 18.2%



Source:
Agenda Item page 9, Table 2b

Selected findings from the 2023-24 report:

Proportion of New Teaching Credentials Issued by IHE-prepared Segments in the Last 5 Years



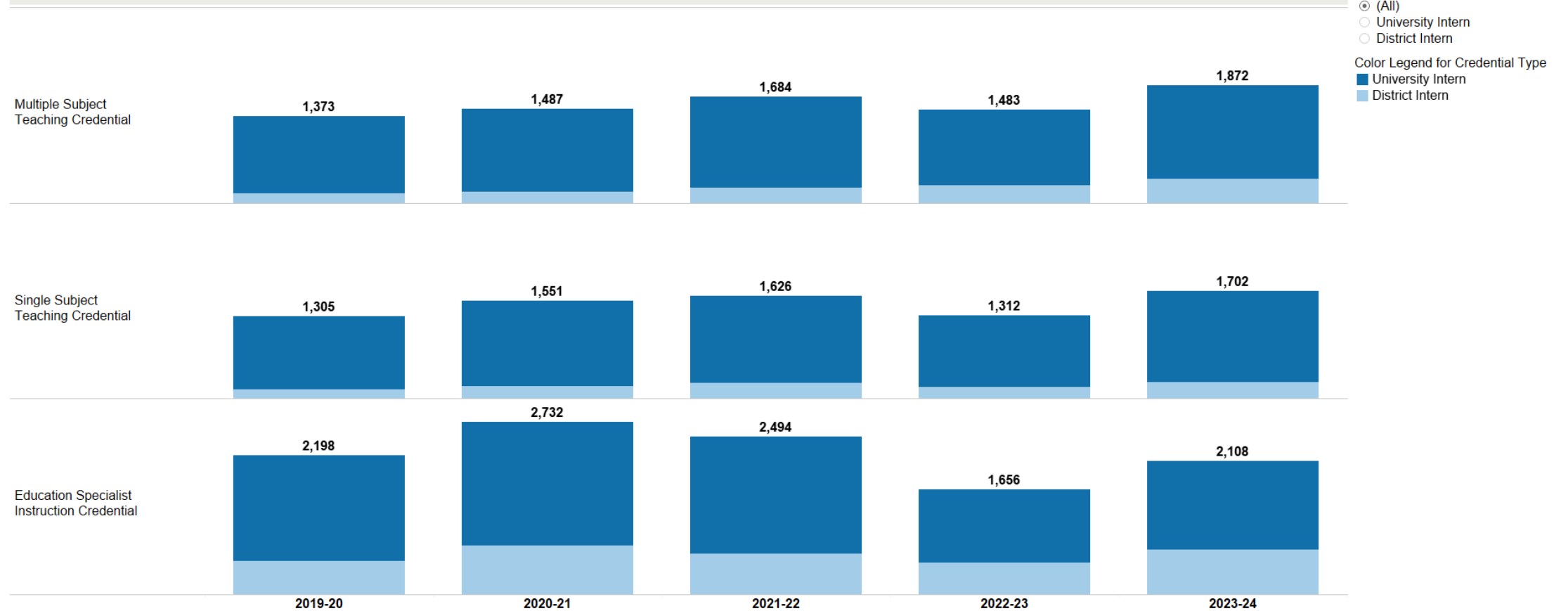
Source:
Agenda Item page 10, Table 4a and 4b

Selected findings from the 2023-24 report:

New Teaching Intern Credentials Issued in the Last 5 Years

	2019-20	2020-21	2021-22	2022-23	2023-24	Color Legend for Percent Change From Prior Year
Total	4,876	5,770	5,804	4,451	5,682	
Percent Change from Prior Year		18.3%	0.6%	-23.3%	27.7%	-27.7% 27.7%

New Intern Credentials Issued by Credential Name

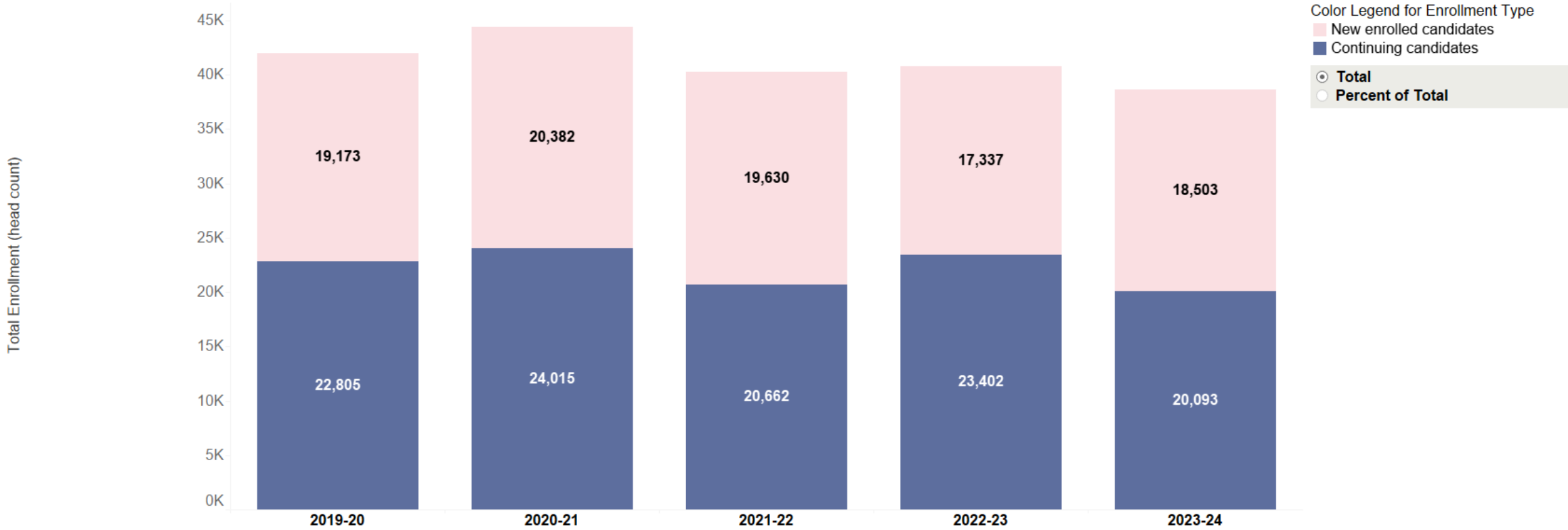


Source:
 Agenda Item page 11, Table 5a
 Teacher Supply: Interns, Permits and Waivers webpage: <https://www.ctc.ca.gov/commission/reports/data/edu-supl-ipw>

Selected findings from the 2023-24 report:

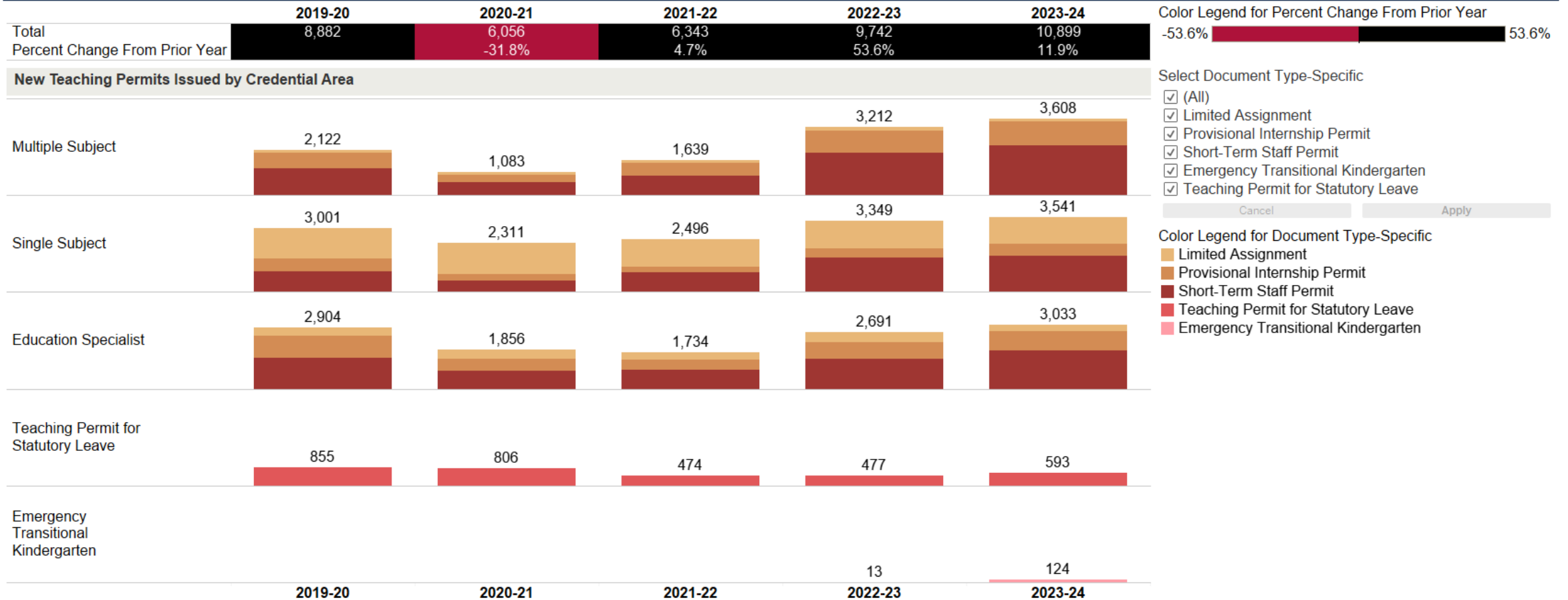
Annual Data Submission: Candidate Enrollment in the Last 5 Academic Years

	2019-20	2020-21	2021-22	2022-23	2023-24	Color Legend for Percent Change From Prior Year
Total	41,978	44,397	40,292	40,739	38,596	
Percent Change From Prior Year		5.8%	-9.2%	1.1%	-5.3%	-9.2% 9.2%



Source:
Agenda Item page 18, Table 8a

Selected findings from the 2023-24 report: New Teaching Permits Issued in the Last 5 Years

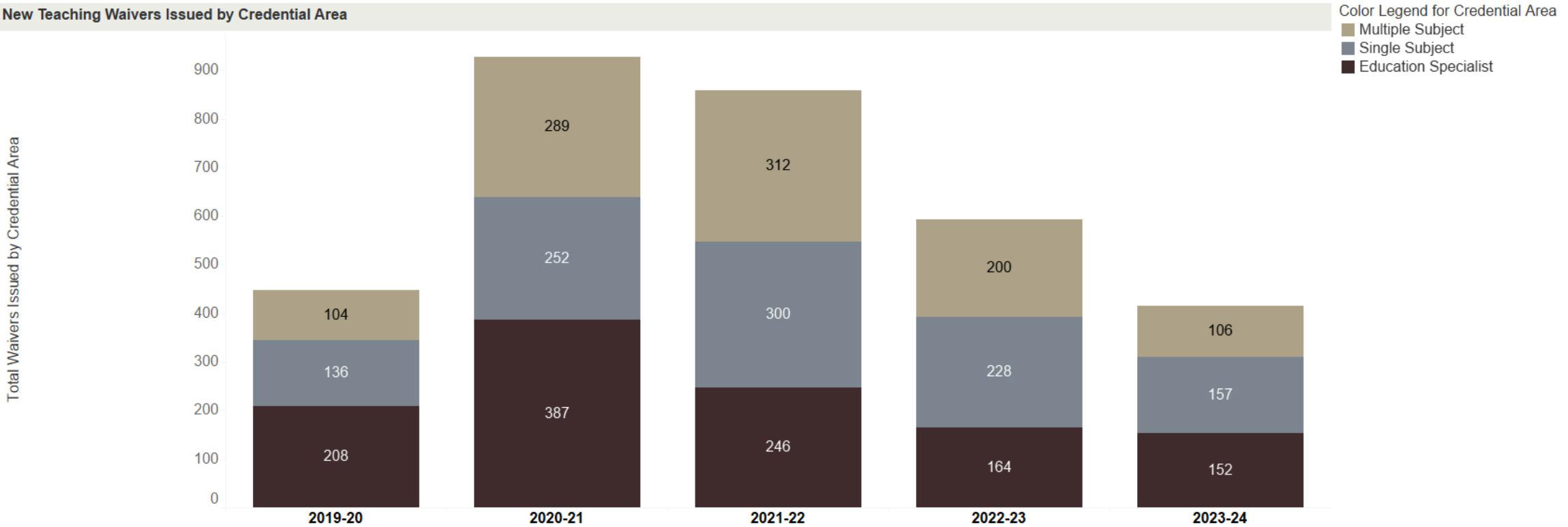


Sources:
 Agenda Item page 24-26, Table 11a-d
 Teacher Supply: Interns, Permits and Waivers webpage: <https://www.ctc.ca.gov/commission/reports/data/edu-supl-ipw>

Selected findings from the 2023-24 report:

Total Teaching Waivers Issued in the Last 5 Years

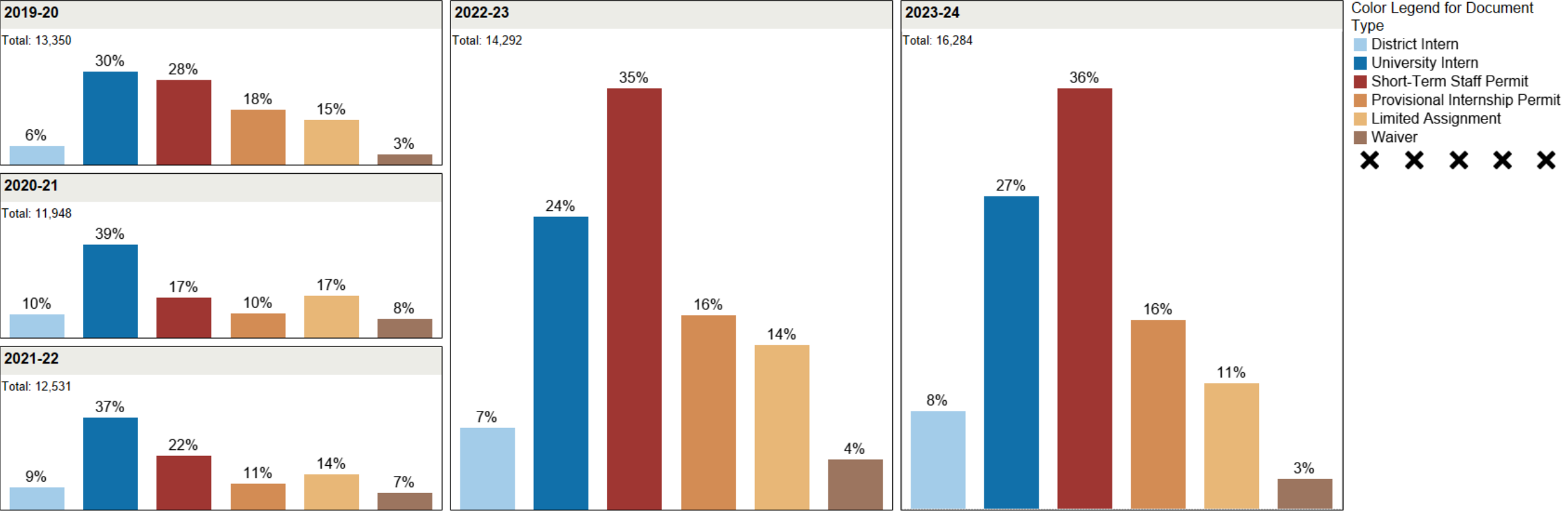
	2019-20	2020-21	2021-22	2022-23	2023-24	Color Legend for Percent Change From Prior Year
Total	448	928	858	592	415	
Percent Change From Prior Year		107.1%	-7.5%	-31.0%	-29.9%	-107.1% 107.1%



Sources:
 Agenda Item page 27, Table 11e
 Teacher Supply: Interns, Permits and Waivers webpage: <https://www.ctc.ca.gov/commission/reports/data/edu-supl-ipw>

Selected findings from the 2023-24 report: Teaching Intern, Permit and Waiver Documents Issued in the Last 5 Years

- ☒ Percent of Total Documents Issued
- ☐ Percent of Total Documents Issued by Region

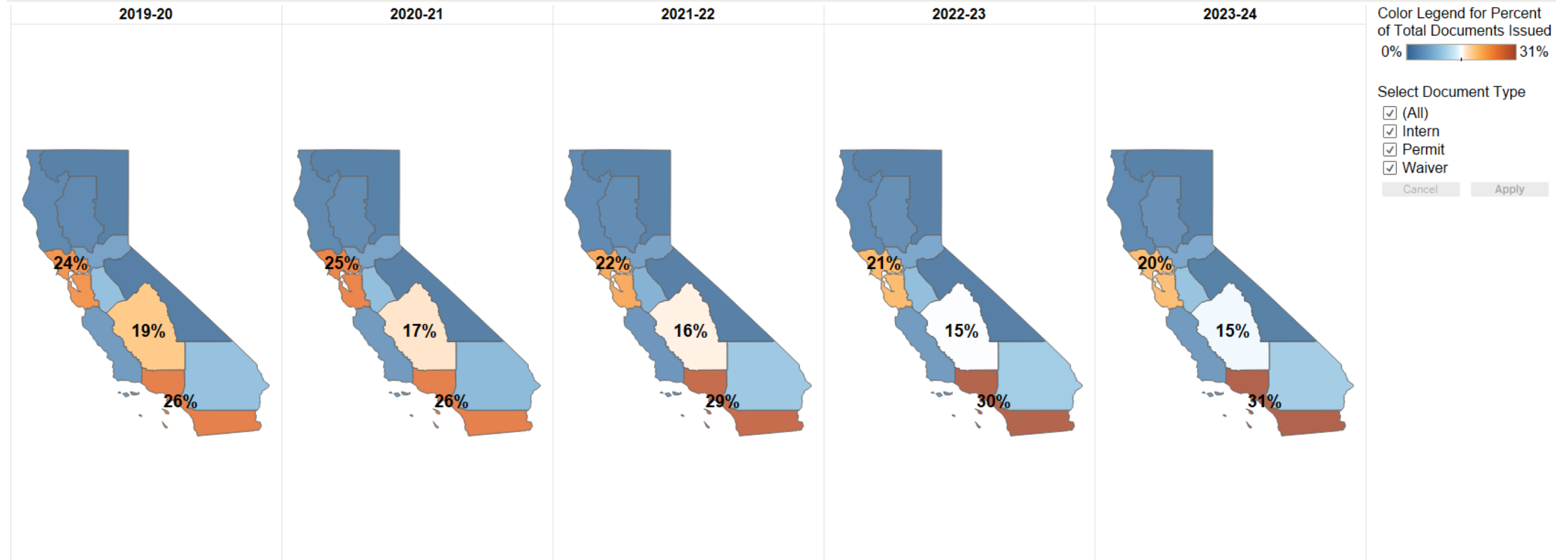


Sources:
 Agenda Item page 11, Table 5a
 Agenda Item page 24, Table 11a
 Agenda Item page 26, Table 11c
 Agenda Item page 27, Table 11e
 Teacher Supply: Interns, Permits and Waivers webpage: <https://www.ctc.ca.gov/commission/reports/data/edu-supl-ipw>

Selected findings from the 2023-24 report:

Teaching Intern, Permit and Waiver Documents Issued in the Last 5 Years

- ☐ Percent of Total Documents Issued
☒ Percent of Total Documents Issued by Region



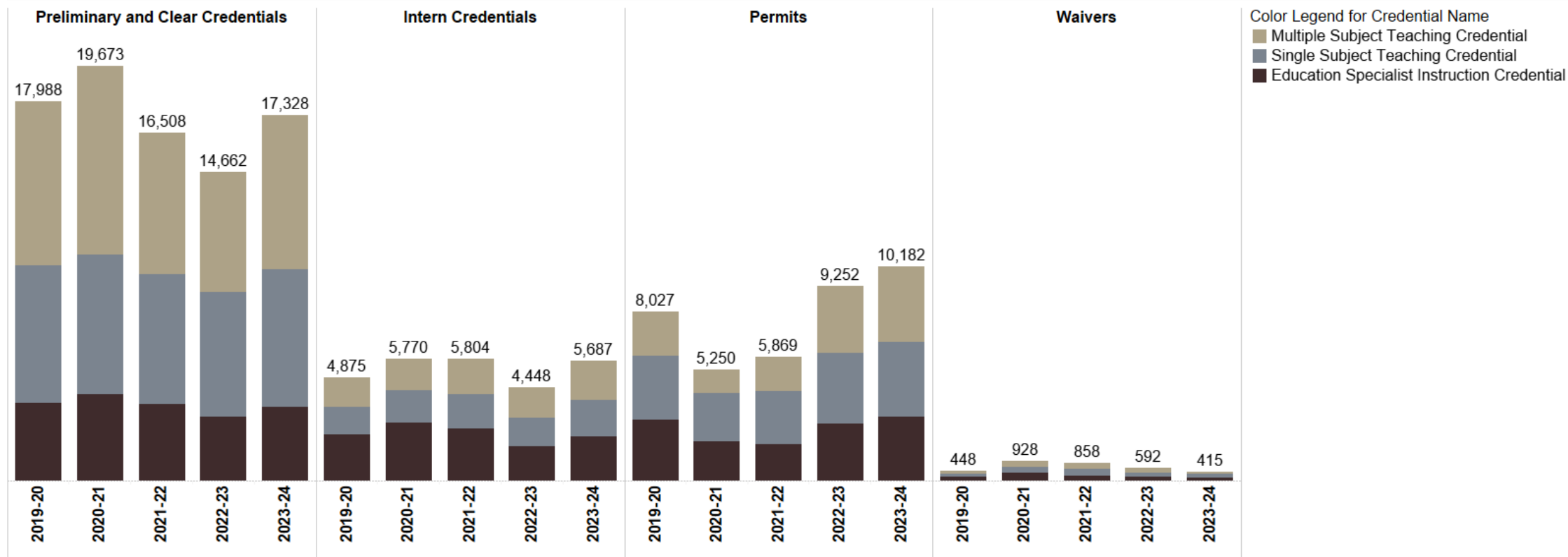
Source:
 California Educator Supply webpage: <https://www.ctc.ca.gov/commission/reports/data/edu-supl-landing>

Selected findings from the 2023-24 report:

Trend of New Teaching Documents Issued (CA-Prepared and Out-of-State/Country Prepared) in the Last 5 Years

○ New Teaching Documents Issued

○ Highest Proportion of Issuances by Credential Area



Color Legend for Credential Name
 ■ Multiple Subject Teaching Credential
 ■ Single Subject Teaching Credential
 ■ Education Specialist Instruction Credential

Sources:

Agenda Item page 8, Table 2a

Agenda Item page 32, Table 11f

California Educator Supply webpage: <https://www.ctc.ca.gov/commission/reports/data/edu-supl-landing>

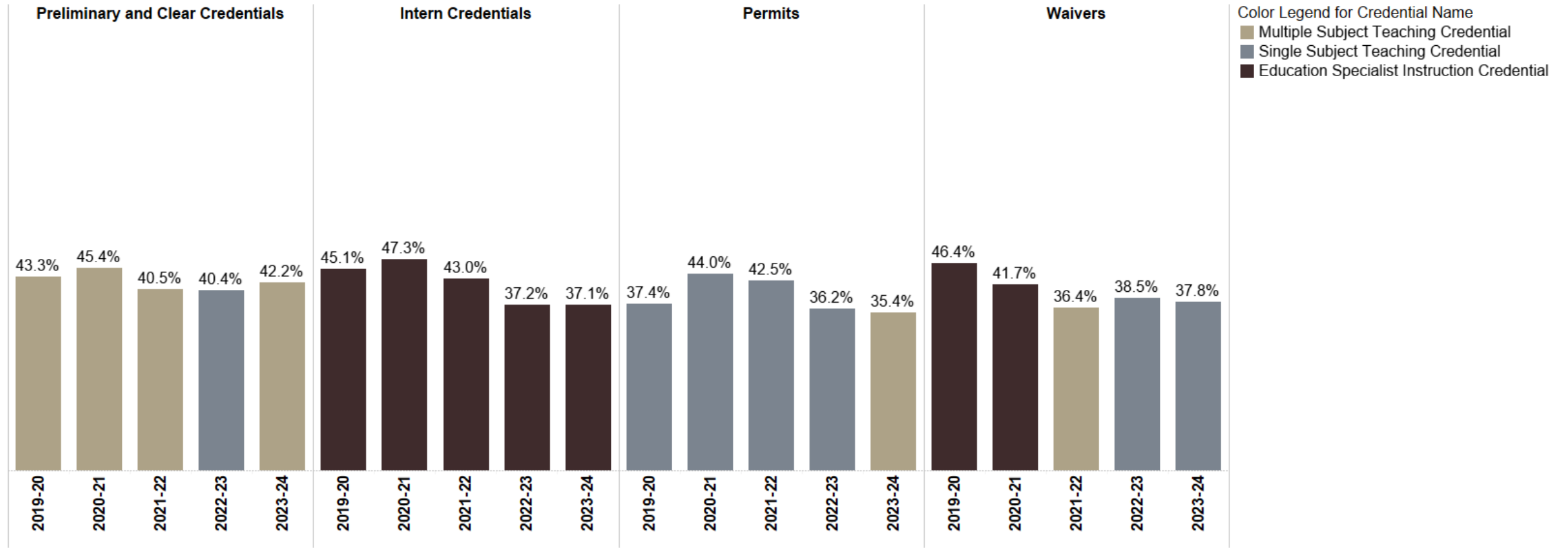
Teaching Supply: Credentials webpage: <https://www.ctc.ca.gov/commission/reports/data/edu-supl-creds>

Teacher Supply: Interns, Permits and Waivers webpage: <https://www.ctc.ca.gov/commission/reports/data/edu-supl-ipw>

Selected findings from the 2023-24 report:

Trend of New Teaching Documents Issued (CA-Prepared and Out-of-State/Country Prepared) in the Last 5 Years

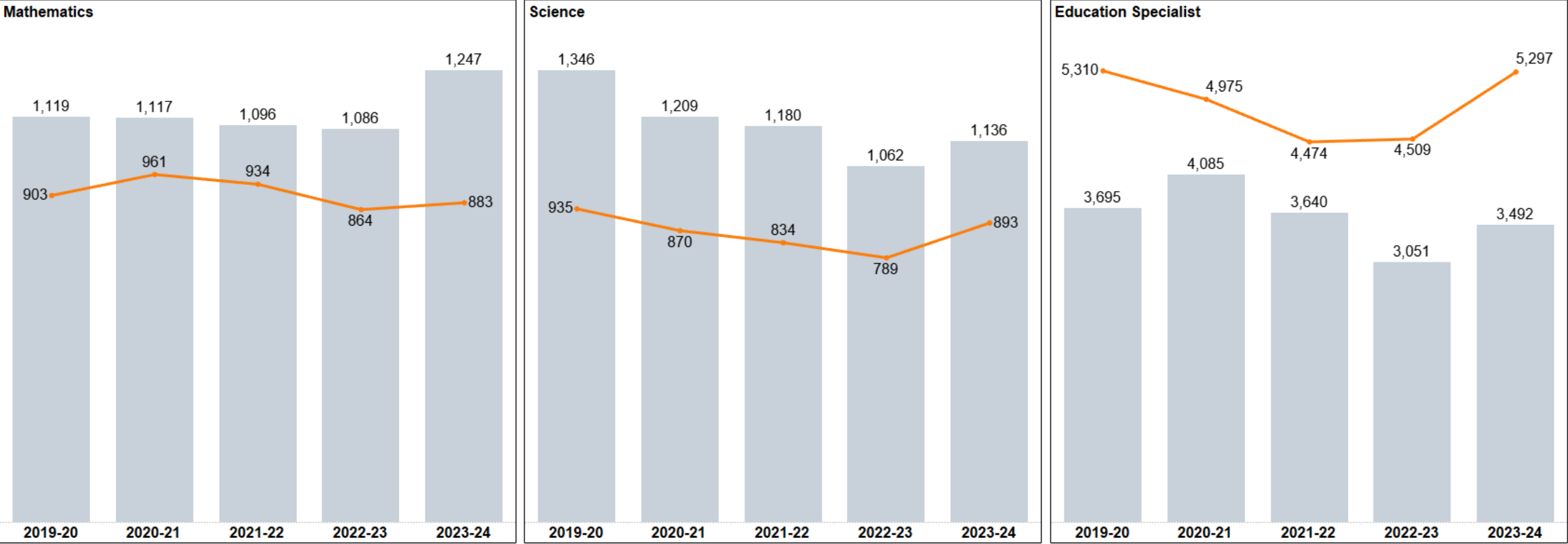
- ☐ New Teaching Documents Issued
- ☒ Highest Proportion of Issuances by Credential Area



Sources:
 Agenda Item page 9, Table 2b
 Agenda Item page 32, Table 11g
 California Educator Supply webpage: <https://www.ctc.ca.gov/commission/reports/data/edu-supl-landing>
 Teaching Supply: Credentials webpage: <https://www.ctc.ca.gov/commission/reports/data/edu-supl-creds>
 Teacher Supply: Interns, Permits and Waivers webpage: <https://www.ctc.ca.gov/commission/reports/data/edu-supl-ipw>

Selected findings from the 2023-24 report:

Trend of Math, Science and Education Specialist Documents Issued in the Last 5 Years



Color Legend for Document Type

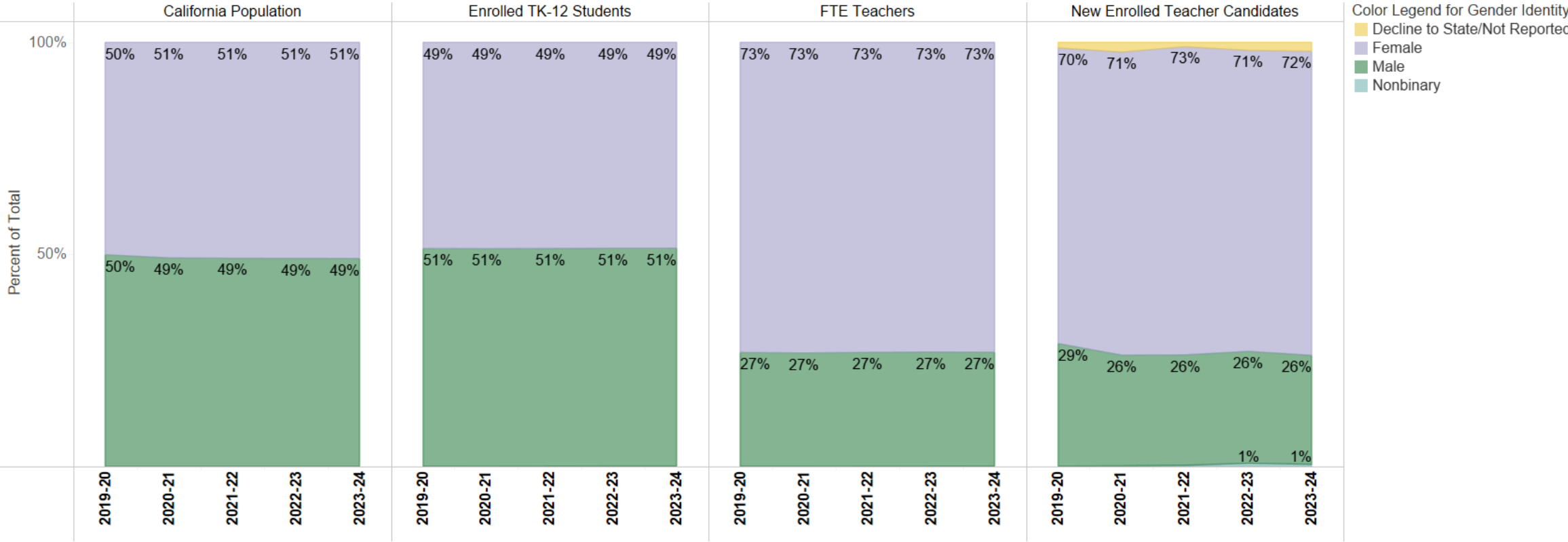
- Total Interns, Permits and Waivers Issued by Subject
- Total Preliminary and Clear Credentials Issued by Subject

Source:
California Educator Supply webpage: <https://www.ctc.ca.gov/commission/reports/data/edu-supl-landing>

5-Year Trend of Demographic Data

California Population, Enrolled TK-12 Students, Full-Time Equivalent (FTE) Teachers, and New Enrolled Teacher Candidates

- Gender Identity
 - Race/Ethnicity
 - Race/Ethnicity (all)



Sources:

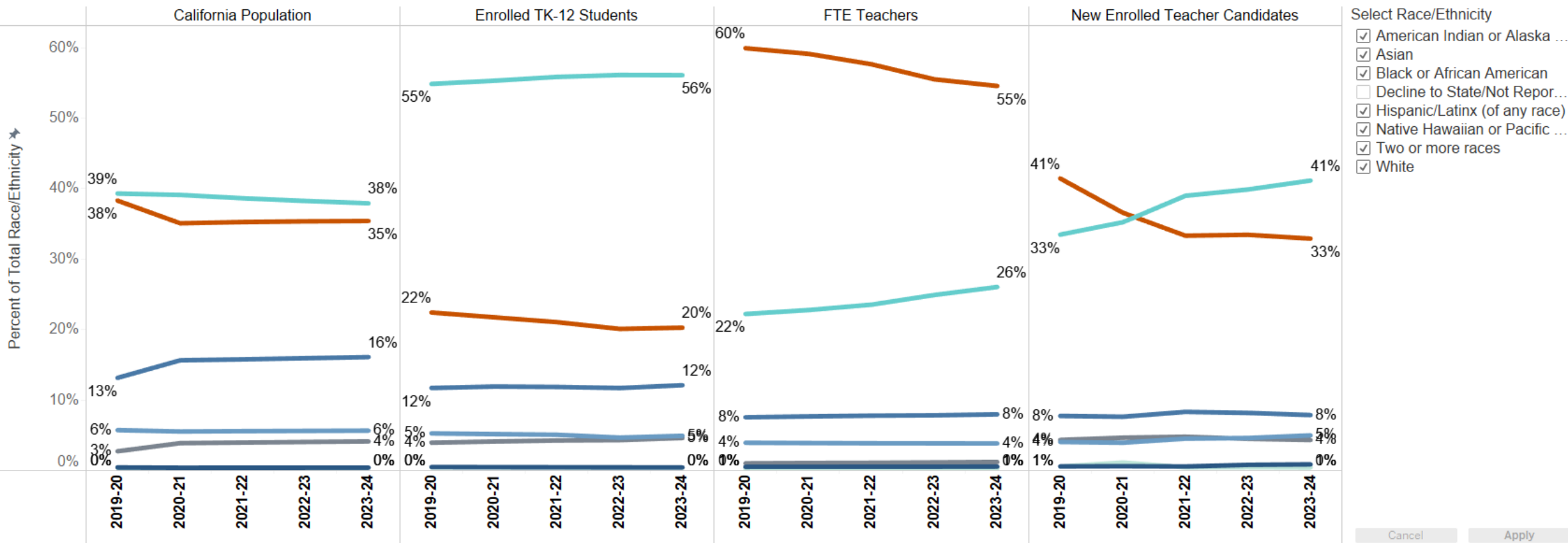
Agenda Item pages 34-36, Tables 13a-d

Department of Finance, California Department of Education, Annual Data Submission

5-Year Trend of Demographic Data

California Population, Enrolled TK-12 Students, Full-Time Equivalent (FTE) Teachers, and New Enrolled Teacher Candidates

- ☐ Gender Identity
- ☒ Race/Ethnicity
- ☐ Race/Ethnicity (all)

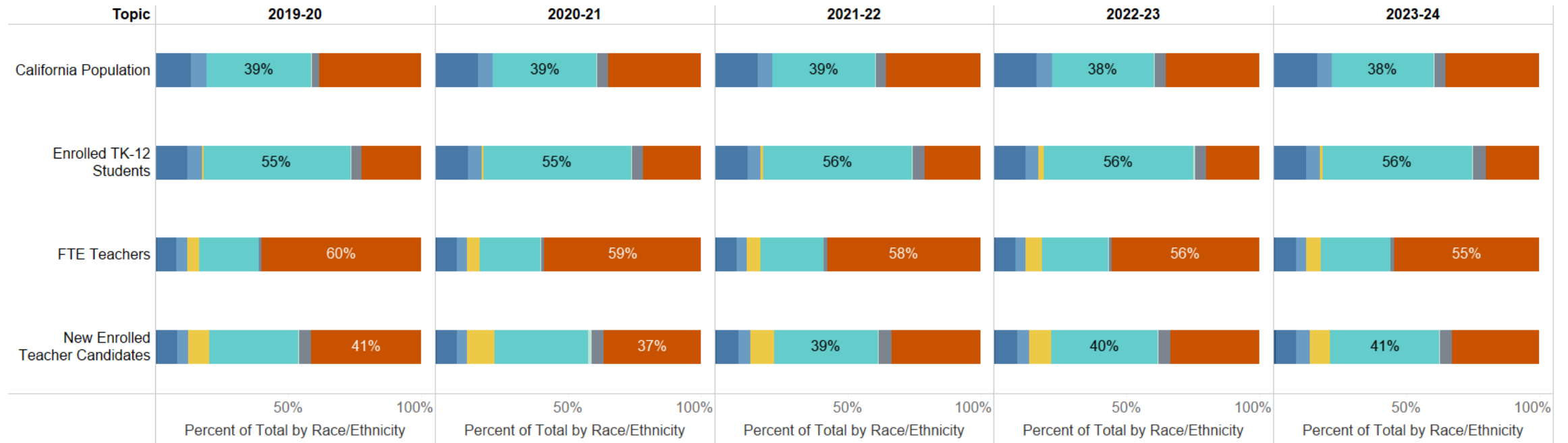


Sources:
Agenda Item pages 34-36, Tables 13a-d
Department of Finance, California Department of Education, Annual Data Submission

5-Year Trend of Demographic Data

California Population, Enrolled TK-12 Students, Full-Time Equivalent (FTE) Teachers, and New Enrolled Teacher Candidates

- Gender Identity
- Race/Ethnicity
- ☒ Race/Ethnicity (all)



Color Legend for Race/Ethnicity

- American Indian or Alaska Native & American Indian or Alaska Native
- Asian
- Black or African American
- Decline to State/Not Reported
- Hispanic/Latinx (of any race)
- Native Hawaiian or Pacific Islander
- Two or more races
- White

Sources:

Agenda Item pages 34-36, Tables 13a-d

Department of Finance, California Department of Education, Annual Data Submission

Summary

State mandate

- Commission will transmit the Teacher Supply Report to the Governor and Legislature by April 15, 2025.

2023-24 report highlights:

- Increase of new teaching credentials issued by
 - all preparation (CA-prepared and OOS/OOC prepared)
 - all types (Multiple Subject, Single Subject, Education Specialist)
- Slight change in proportion of credentials recommended by IHE
- Increase of intern credentials and STSP, PIP, TPSL, and ETK permits
- Decrease of Limited Assignment permits and waivers issued